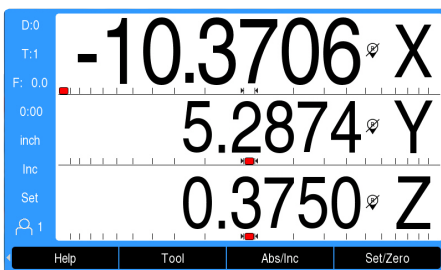
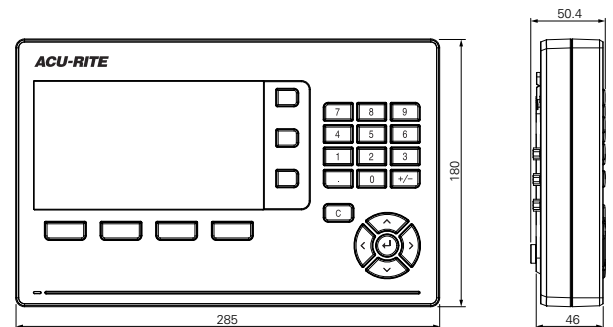


ACU-RITE®

DRO203 LCD Digital Readout Systems

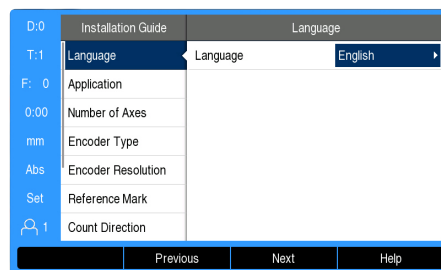


The most popular digital readout system in the machine tool marketplace, the DRO203 incorporates 7-inch color display technology with versatile software. Designed and manufactured in the USA, ACU-RITE readouts are the first choice of machine tool builders and users alike.



Dynamic zoom

The currently moving axis can be geographically highlighted. In "dynamic zoom" mode, the position value is zoomed to its maximum size depending on the number of digits. This greatly improves legibility—especially from a great distance.



Installation guide

When you switch on the digital readout for the first time, the DRO203 supports you with an installation guide. You are led step by step through the most important settings until the device is ready for operation.

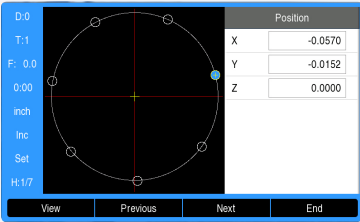
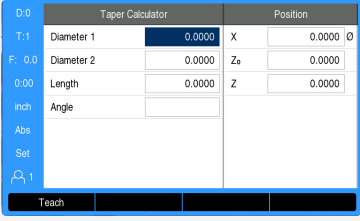


Day/night switching

Depending on the ambient-light conditions at the machine, you can switch the screen of the DRO203 to a light or dark background.

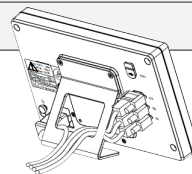
ACU-RITE's NEW complete line of performance-driven DROs for all of your manual machine applications



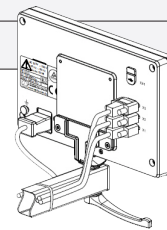
DRO203 Technical Data	
Display	<ul style="list-style-type: none"> • 3 Axes • 7-inch color wide screen (15:9)
Common Functions	<ul style="list-style-type: none"> • Job Clock / Stop Watch • Feed Rate Display • Multiple Language Support • Absolute/Incremental • Near-Zero Warning with Graphics • Help Function <ul style="list-style-type: none"> • 16 Tool Offsets/Diameter • Preset and Zero Reset • 4 Function Calculator/Trig Calculator • Instant Inch/mm Conversion • Position-Trac™ <i>Home Reference System</i> • Linear/Non-Linear Compensation up to $\pm 9,999$ ppm
Milling Specific Functions	<ul style="list-style-type: none"> • Bolt-hole Pattern Calculations with Graphics (<i>full and partial circles/linear patterns</i>) • Centerline Calculation <i>establish workpiece zero and midpoints</i> 
Turning Specific Functions	<ul style="list-style-type: none"> • Lock Axis Feature <i>establish tool offsets with the tool under load, resulting in reduced tool deflection.</i> • Instant radius / diameter conversion • Taper calculator • Vectoring 
Options	Single-Position Tilting Base, Multiposition Holder, Mounting Frame, Protective Cover
Construction	Die-Cast Metal
Weight	~1.9 kg
Data Interface	USB 2.0 type C <ul style="list-style-type: none"> • For Output of Parameters to a USB Stick or PC • For Input of Parameters, Remote Control of Keys and Commands
Electrical Requirements	AC 100 V to 240 V (± 10 %), 50 Hz to 60 Hz (± 5 %), ≤ 33 W
Operating Temperature	0° to 45° C (32° to 113° F)
Storage Temperature	-20° to 70° C (-22° to 158° F)
Protection EN60529	IP 40, Front Panel IP 54

Mounting

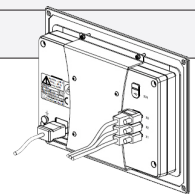
The DRO203 can be flexibly positioned with the single-position tilting base. The multiposition holder and the mounting frame are suitable for mounting on the machine.



**Single-Position
Tilting Base**



Multiposition Holder



**Mounting Frame
(on mounting arm)**

With more than one million in use today, ACU-RITE® Precision Glass Scales withstand the elements of even the harshest machine shop environments. Built to resist changes in size, shape, or density due to temperature and humidity variations, this stability provides exceptional accuracy, resulting in tighter workpiece tolerances.

ACU-RITE® scales are available in travel lengths from 1" - 120" and in resolutions from 0.5µm (.00002") to 5µm (.0002").



ACU-RITE®

HEIDENHAIN CORPORATION

333 East State Parkway
Schaumburg, IL 60173-5337 USA

(847) 490-1191

(847) 490-3931

info@heidenhain.com

www.acu-rite.com

 **Certifications**
ISO-9001, UL, CSA, CE